

---

# 81 K.1

---

EN 14439:2009 – C25  
Technical Data

**LIEBHERR**

**Tower Cranes**

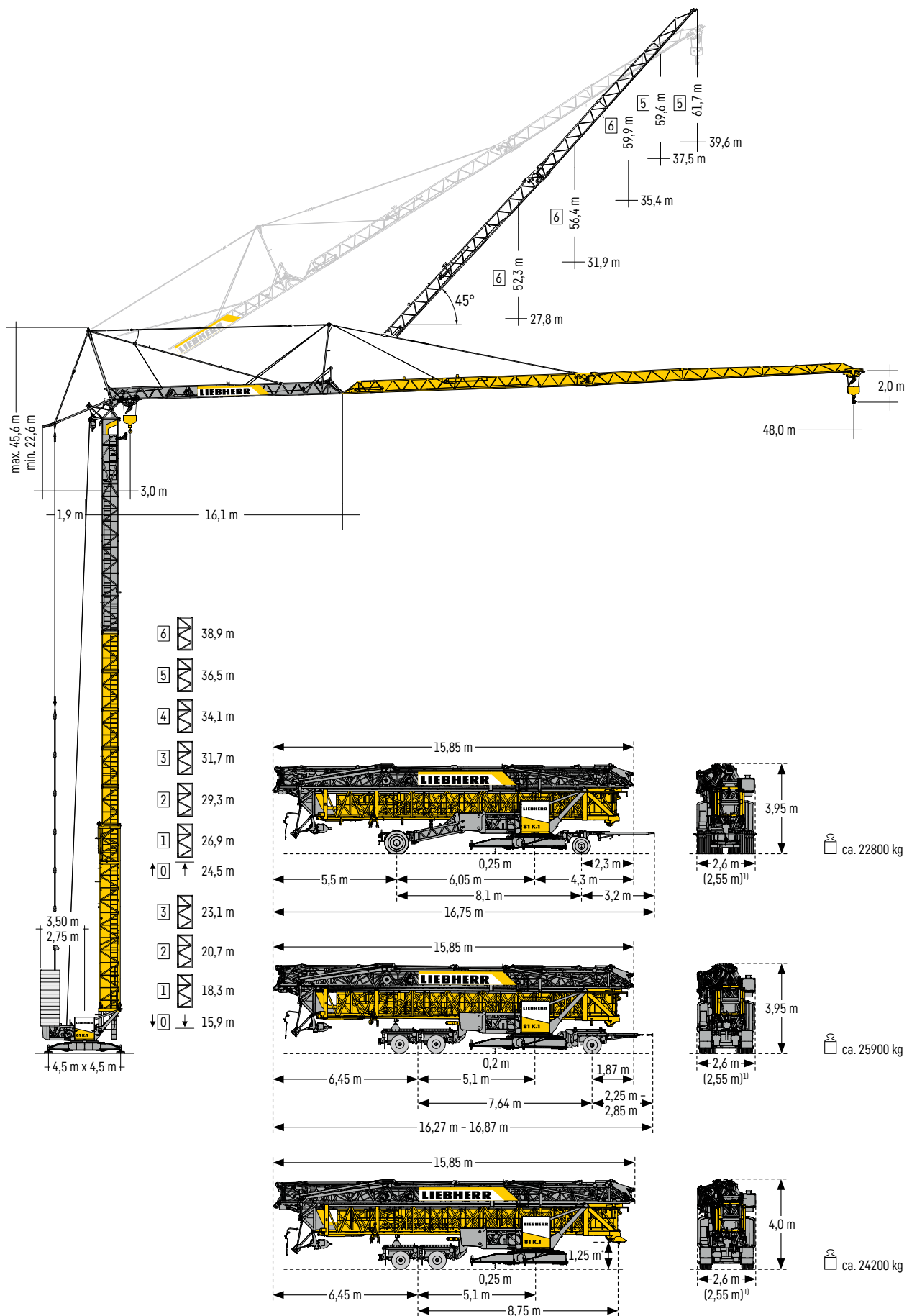
CE | UK  
CA

# **81 K.1**

---

<b>Kranbetrieb und Transport</b> · Crane operation and transport Exploitation de la grue et transport · Funzionamento della gru e trasporto Accionamiento de grúa y transporte · Operação e transporte de guindastes Эксплуатация крана и транспортировка .....	<b>04</b>
<b>Gewichte</b> · Weights · Poids · Pesi · Pesos · Pesos · Macca.....	<b>04</b>
<b>Ausladung und Tragfähigkeit</b> · Radius and capacity · Portée et charge Sbraccio e portata · Alcances y cargas · Alcance e capacidade de carga Вылет и грузоподъемность.....	<b>06</b>
<b>Antriebe</b> · Driving units · Mécanismes d'entraînement · Meccanismi Mecanismos · Mecanismos · Приводы .....	<b>06</b>
<b>Aufstellvorgang</b> · Erection procedure · Déroulement de montage Procedimento di montaggio · Procedimiento de montaje · Sistema de montagem Процесс развертывания .....	<b>07</b>
<b>Kolli-Liste</b> · Packing List · Liste de colisage · Lista dei colli · Lista de contenido Lista de embalagem · Упаковочный лист .....	<b>07</b>





# Ausladung und Tragfähigkeit · Radius and capacity · Portée et charge · Sbraccio e portata Alcances y cargas · Alcance e capacidade de carga · Вылет и грузоподъемность

## Load-Plus

m	m	kg	m															
			12,0	15,0	18,0	21,0	23,0	25,0	27,0	29,0	31,0	33,0	35,0	37,0	40,0	42,0	45,0	48,0
48,0	3,0 - 12,0	6000	6000	4830	4030	3440	3120	2860	2630	2430	2260	2110	1970	1850	1690	1590	1460	1350
45,0	3,0 - 13,3	6000	6000	5360	4500	3870	3530	3240	2990	2770	2580	2410	2260	2130	1950	1840	1700	
42,0	3,0 - 14,1	6000	6000	5640	4710	4030	3670	3370	3100	2870	2670	2500	2340	2200	2010	1900		
37,0	3,0 - 15,1	6000	6000	6000	5040	4310	3930	3600	3320	3070	2860	2670	2500	2350				
31,0	3,0 - 16,3	6000	6000	6000	5470	4720	4320	3980	3690	3430	3200							

## LM 1

m	m	kg	m															
			12,0	15,0	18,0	21,0	23,0	25,0	27,0	29,0	31,0	33,0	35,0	37,0	40,0	42,0	45,0	48,0
48,0	3,0 - 12,0	6000	6000	4620	3730	3110	2790	2530	2300	2110	1940	1800	1670	1550	1410	1320	1200	1100
45,0	3,0 - 13,3	6000	6000	5220	4230	3540	3180	2890	2640	2420	2230	2070	1920	1800	1630	1530	1400	
42,0	3,0 - 14,1	6000	6000	5570	4520	3790	3410	3090	2820	2590	2400	2220	2070	1930	1750	1650		
37,0	3,0 - 15,1	6000	6000	6000	4930	4150	3740	3400	3110	2870	2650	2460	2300	2150				
31,0	3,0 - 16,3	6000	6000	6000	5370	4520	4080	3710	3400	3130	2900							

## Auslegerstellung 30° · Jib position 30° · Position de flèche 30° · Posizione del braccio 30° Posición de la pluma 30° · Posição da lança 30° · Положение стрелы 30°

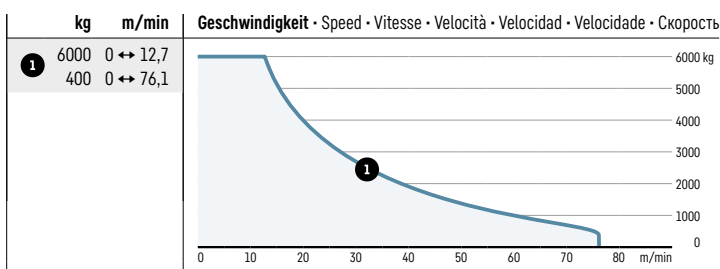
m	m	kg	m															
			12,0	14,0	16,0	18,0	20,0	22,0	25,0	26,5	28,0	30,0	31,7	33,0	35,0	36,0	37,0	38,6
45,0	3,0 - 15,8	3000	3000		2970	2730	2520	2340	2100	2000	1900	1790	1700	1640	1550	1500	1460	1400
42,0	3,0 - 17,7	3000	3000		3000	2960	2740	2540	2290	2180	2080	1960	1860	1790	1700	1650		
37,0	3,0 - 21,2	3000			3000		2910	2630		2510	2400	2260	2150					
31,0	3,0 - 25,3	3000			3000					2900								

**Load-Plus = Abweichende Geschwindigkeiten und Betriebsbedingungen.** · Variant speeds and service conditions. · Vitesses et conditions de fonctionnement différentes.  
Differenti velocità e condizioni di funzionamento. · Otras velocidades y características de funcionamiento. · Outras velocidades e características de funcionamento.  
Нестандартные скорости и условия эксплуатации.

## Antriebe · Driving units · Mécanismes d'entraînement · Meccanismi Mecanismos · Mecanismos · Приводы

### 15 kW FU

stufenlos · stepless  
régl. continu · regl. progressiva  
sin escalones · sem degraus  
бесступенчатый

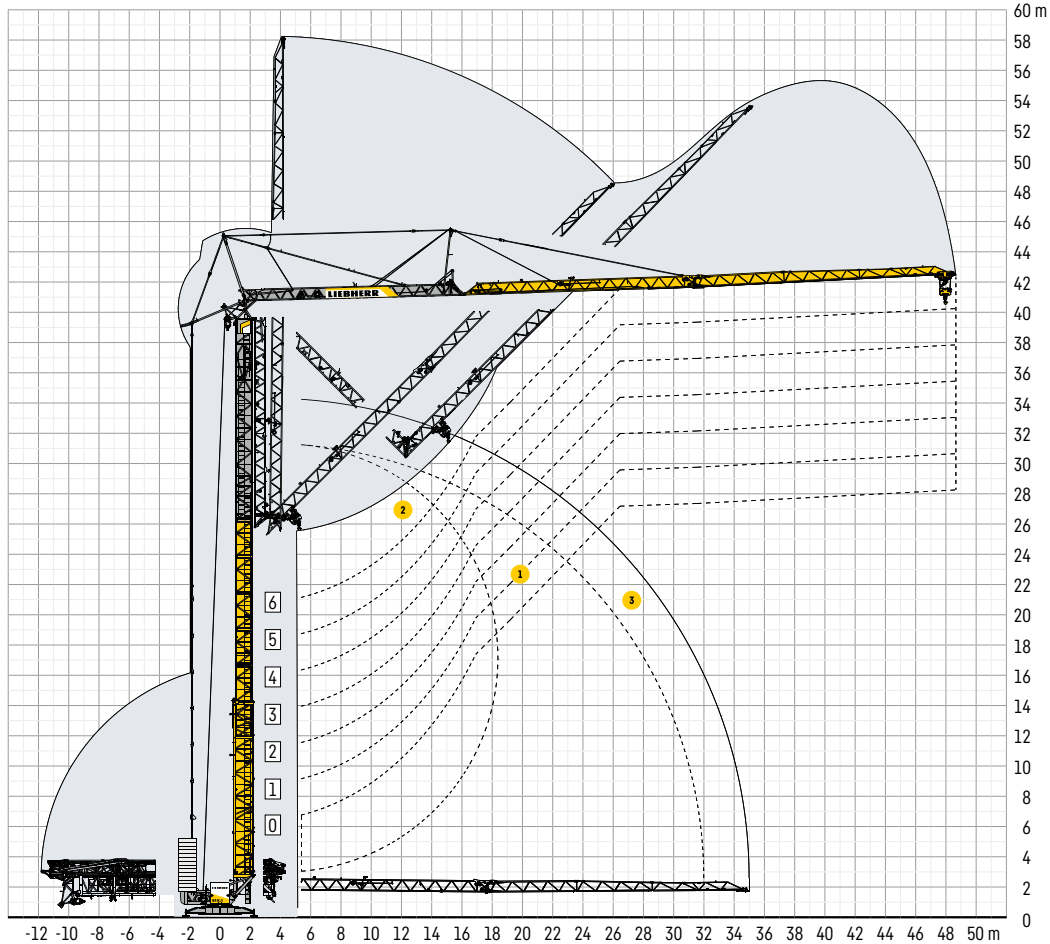


### BGL

C.O.03.0080

0 ↔ 0,8 U/min · sL./min · tr./min 5,0 kW FU	0 ↔ 60 m/min 3,0 kW FU	0 ↔ 25 m/min 2 x 2,2 kW FU	0 - 45°, 110 sec. 3,0 kW FU	380 - 480 V	50 - 60 Hz	22,0 kVA (FU)
--	---------------------------	-------------------------------	--------------------------------	-------------	------------	---------------

# Aufstellvorgang • Erection procedure • Déroulement de montage • Procedimento di montaggio Procedimiento de montaje • Sistema de montagem • Процесс развертывания

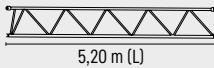
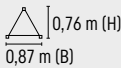


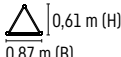

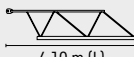
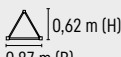


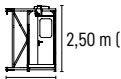

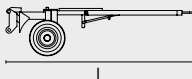


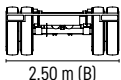

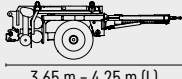
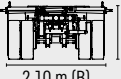


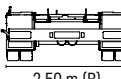


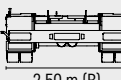



- 1 **Standard Aufstellkurven von 0 bis 6 Turmstücken (45 m)** • Standard erecting curves from 0 to 6 tower sections (45 m) • Courbes de montage standard de 0 à 6 éléments de mât (45 m) • Curve di montaggio standard con 0 fino a 6 elementi torre (45 m) • Curvas de montaje estándar (0 – 6 tramos de torre) (45 m) • Curvas padrão de montagem de 0 até 6 segmentos de torre (45 m) • Стандартная монтажная высота с 0 – 6 башенными секциями (45 м)
- 2 **Erhöhte Aufstellkurve (+4,5 m) am Beispiel von 6 Turmstücken (45 m)** • Elevated erecting curve (+4.5 m) using the example of 6 tower sections (45 m) • Courbe de montage élevée (+4,5 m) en prenant pour exemple 6 éléments de mât (45 m) • Elevata curva di montaggio (+4,5 m), come per esempio con 6 elementi di torre (45 m) • Curva de montaje elevada (+4,5 m): ejemplo con 6 tramos (45 m) • Curva elevada de montagem (+4,5 m) como exemplo para 6 segmentos de torre (45 m) • Увеличенная монтажная высота (+4,5 м) на примере 6-ти башенных секций (45 м)
- 3 **Aufstellkurve 48 m Ausladung** • Erecting curve 48 m radius • Courbe de montage 48 m portée • Curva di montaggio 48 m sbraccio • Curva de montaje 48 m alcances • Curva de montagem 48 m alcance • Увеличенная монтажная 48 м Вылет

## Kolli-Liste • Packing List • Liste de colisage • Lista dei colli • Lista de contenido Lista de embalagem • Упаковочный лист

P <sub>1</sub>	A <sub>1</sub>	Beschreibung • Description • Description • Descrizione • Descripción • Descrição • Описание				
1	4	<b>Turmstück (ohne/mit Turmauflage)</b> • Tower section (without/ with tower support) • Élément de mât (sans/avec support de mât) Elemento di torre (senza/con pedana di servizio) • Tramo de torre (sin/ con soporte de torre) • ramo de torre (sem/com suporte de torre) Башенная секция (без/с опорными выступами)				
2	2'		L (m)	B (m)	H (m)	kg
			2,50	1,10	1,10	500
			2,50	1,10	1,10	600'
3	1	<b>Ausleger-Verlängerung 31,0 m – 37,0 m</b> • Jib extension Rallonge de la flèche • Elemento estensione braccio Prolongación de pluma • Extensão da lança • Удлинение стрелы				
			6,20 m (L)	0,84 m (H)		
				0,87 m (B)		
						320 kg

P<sub>1</sub> = Position • Item • Position • Posizione • Posición • Posição • Положение A<sub>1</sub> = Anzahl • Quantity • Nombre • Numero • Cantidad • Número • Количество

P <sub>1</sub>	A <sub>1</sub>	Beschreibung · Description · Description · Descrizione · Descripción · Descrição · Описание				
4	1	<b>Ausleger-Verlängerung 37,0 m – 42,0 m</b> · Jib extension Rallonge de la flèche · Elemento estensione braccio Prolongación de pluma · Extensão da lança · Удлинение стрелы		5,20 m (L)		0,76 m (H) 0,87 m (B)
				160 kg		
5	1	<b>Ausleger-Verlängerung 42,0 m – 45,0 m</b> · Jib extension Rallonge de la flèche · Elemento estensione braccio Prolongación de pluma · Extensão da lança · Удлинение стрелы		3,10 m (L)		0,61 m (H) 0,87 m (B)
				80 kg		
6	1	<b>Ausleger-Verlängerung 45,0 m – 48,0 m</b> · Jib extension Rallonge de la flèche · Elemento estensione braccio Prolongación de pluma · Extensão da lança · Удлинение стрелы		4,10 m (L)		0,62 m (H) 0,87 m (B)
				90 kg		
7	1	<b>Kabine</b> · Cabin · Cabine · Cabina · Cabina · Cabina · Кабина		2,65 m (L)		2,50 m (H) 2,00 m (B)
				900 kg		
8	1	<b>Transportachse vorne</b> · Road transport axle front Essieux de transport avant · Asse di trasporto anteriore Eje delantero para transporte · Eixo de transporte dianteiro Транспортировочная ось, передняя		L		H
				L (m)	B (m)	H (m)
				3,65 - 4,15	1,45	1,10
						kg
				Tra 100 KY 6		920
				Tra 100 KY 6 A		920
9	1	<b>Transportachse hinten</b> · Road transport axle behind Essieux de transport arrière · Asse di trasporto posteriore Eje trasero para transporte · Eixo de transporte traseiro Транспортировочная ось, задняя		1,90 m (L)		1,05 m (H)
				1100 kg		
10	1	<b>Transportachse vorne LiTRAX HS-121</b> · Road transport axle front Essieux de transport avant · Asse di trasporto anteriore Eje delantero para transporte · Eixo de transporte dianteiro Транспортировочная ось, передняя		3,65 m - 4,25 m (L)		1,15 m (H)
				1900 kg		
11	1	<b>Transportachse hinten LiTRAX HS-122 (ohne Lenkung)</b> · Road transport axle behind (without steering) · Essieux de transport arrière (sans direction) Asse di trasporto posteriore (senza sterzo) · Eje trasero para transporte (sin sistema de dirección) · Eixo de transporte traseiro (sem esterço) Транспортировочная ось, задняя (без управления)		1,95 m (L)		1,10 m (H)
				1600 kg		
12	1	<b>Transportachse hinten LiTRAX HS-123 (mit Lenkung)</b> · Road transport axle behind (with steering) · Essieux de transport arrière (avec direction) Asse di trasporto posteriore (con sterzo) · Eje trasero para transporte (con sistema de dirección) · Eixo de transporte traseiro (com esterço) Транспортировочная ось, задняя (с управлением)		1,95 m (L)		1,10 m (H)
				1700 kg		

P<sub>1</sub> = Position · Item · Position · Posizione · Posición · Posição · Положение A<sub>1</sub> = Anzahl · Quantity · Nombre · Numero · Cantidad · Número · Количество

#### Sämtliche Angaben erfolgen ohne Gewähr.

This information is supplied without liability.

Ces renseignements sont sans garantie.

Tutte le indicazioni fornite senza garanzia.

Declinamos toda responsabilidad derivada de la información proporcionada.

Declinamos qualquer responsabilidade quanto à informação fornecida.

Все данные указаны без обязательств.

#### Änderungen vorbehalten!

Subject to technical modifications!

Sous réserves de modifications !

Con riserva di modifiche!

¡Sujeto a modificaciones sin previo aviso!

Sujeto a modificações!

С правом внесения изменений!